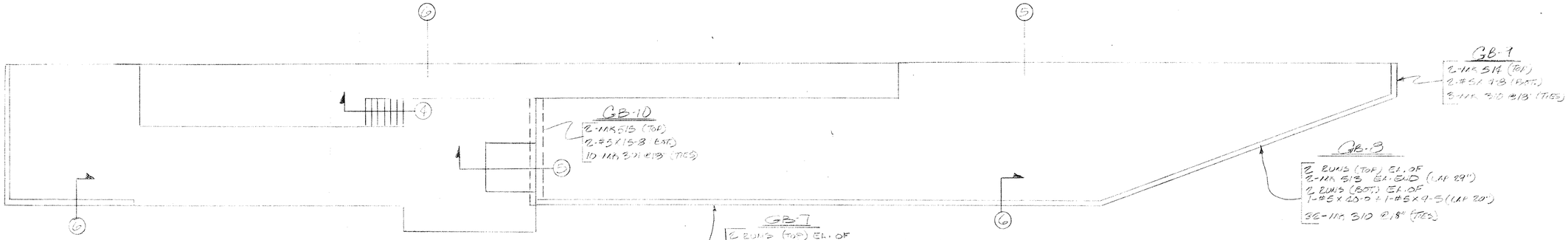

DOCK PLAN

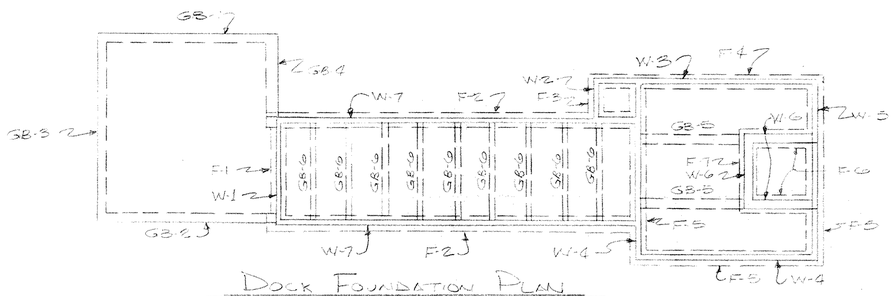

DOCK FOUNDATION PLAN

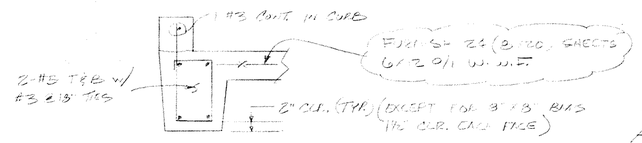

SECTION 6

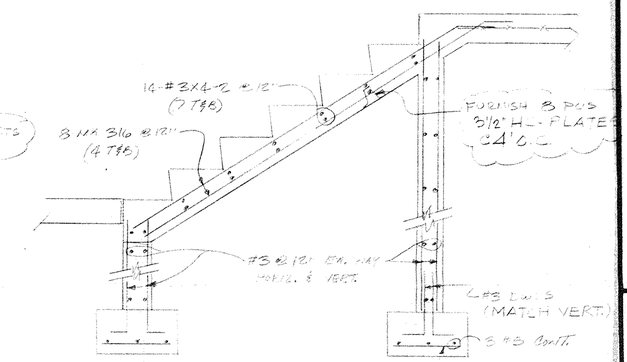

SECTION 4

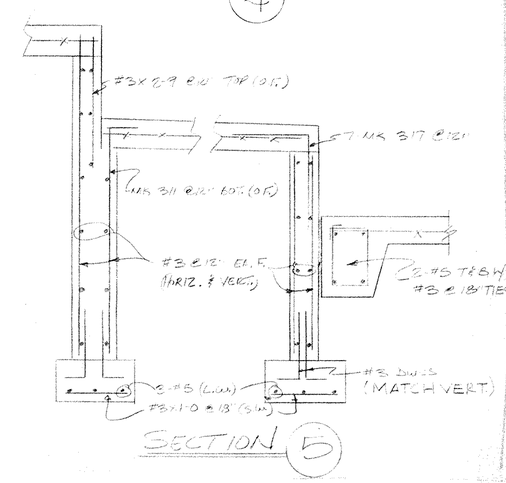

SECTION 5

GB-1
2-#4X 5'-0 (TOP)
2-#5X 19'-8 (BOT.)
12-#4X 3'-0" @18 (TIES)

GB-2
2-#4X 5'-0 (TOP)
2-#5X 19'-8 (BOT.)
12-#4X 3'-0 @18" (TIES)
1-#3X 19'-8 HORIZ.

GB-3
2-#4X 5'-0 (TOP)
2-#5X 20'-3 (BOT.)
13-#4X 3'-0 @18" (TIES)
1-#3X 20'-8 HORIZ.

GB-4
2-#4X 5'-0 (TOP)
2-#5X 19'-8 (BOT.)
6-#4X 3'-0 @18 (TIES)

GB-5 (2 THUS)
2-#4X 5'-0 (TOP)
2-#5X 12'-4 (BOT.)
7-#4X 2'-0 @18 (TIES)

GB-6 (2 THUS)
2-#4X 5'-0 (TOP)
2-#5X 11'-8 (BOT.)
6-#4X 3'-0 @ 24" (TIES)

F-1
3-#5X 12'-6 (L.W.)
10-#3X 1'-0 @ 24" (S.W.)
24-#4X 3'-0 @12" DWLS (12 EF)

F-2 (2 THUS)
3 BUNS (L.W.) EA. OF
1-#3X 40'-0 + 1-#3X 3'-0 (LAP 12")
20-#3X 1'-0 @ 24" (S.W.)
80-#4X 3'-0 @12" DWLS (20 EF)

F-3
3-#5X 5'-0 (L.W.)
2-#3X 1'-0 @ 24" (S.W.)
8-#4X 3'-0 @12" VERT. (4 EF)

F-4
3-#5X 26'-0 (L.W.)
12-#3X 1'-0 @ 24" (S.W.)
50-#4X 3'-0 @12" DWLS (25 EF)

F-5 (2 THUS)
3-#5X 20'-0 (L.W.)
9-#3X 1'-0 @ 24" (S.W.)
38-#4X 3'-0 @12" DWLS (19 EF)

F-6 (2 THUS)
3-#5X 8'-4 (L.W.)
3-#3X 1'-0 @ 24" (S.W.)
16-#4X 3'-0 @12" DWLS (8 EF)

F-7
3-#5X 8'-2 (L.W.)
3-#3X 1'-0 @ 24" (S.W.)
16-#4X 3'-0 @12" DWLS (8 EF)

W-1
24-#3X 2'-6 @12" VERT. (12 EF)
6-#3X 11'-8 @12" HORIZ. (3 EF)
12-#3X 2'-0 @12" SLAB DWLS TOP OF WALL

W-2
6-#3X 4'-2 @12" HORIZ. (3 EF)

W-3
2-#3X 2'-8 @12" VERT. (1 EF)
3'-4
4'-0
4'-7
2-#3X 5'-3 @12" VERT. (1 EF)
40-#3X 6'-0 @12" VERT. (20 EF)
6-#3X 25'-2 @12" HORIZ. (3 EF)
2-#3X 23'-0 @12" HORIZ. (1 EF)
2-#3X 22'-0 @12" HORIZ. (1 EF)
2-#3X 20'-0 @12" HORIZ. (1 EF)

NOTE:
START PLACING VERT. FROM LOW END OF WALL AND PLACE IN THE ORDER SHOWN.

NOTE:
START PLACING HORIZ. FROM 20'-0" OF WALL AND PLACE IN THE ORDER SHOWN.

W-4 (2 THUS)
38-#3X 6'-0 @12" VERT. (19 EF)
12-#3X 19'-8 @12" HORIZ. (6 EF)

W-5
(2x) 12-#3X 6'-0 @12" VERT. (6 EF) EA. SIDE OF DOCK LEVELER
14-#3X 3'-8 @12" VERT. (7 EF) UNDER DOCK LEVELER
9-#3X 19'-8 @12" HORIZ. (5 OUTSIDE FACE)
(2x) 4-#3X 6'-2 @12" HORIZ. (2 EF) EA. SIDE OF DOCK LEVELER

W-6 (3 THUS)
8-#3X 6'-0 @12" VERT. (1 F.)
3-#4X 3'-11 @12" BOT. VERT. } OUTSIDE FACE
8-#3X 2'-9 @12" TOP VERT. }
13-#3X 7'-8 @12" HORIZ. (7 OUTSIDE FACE)

W-7 (2 THUS)
6-#3X 2'-7 @12" VERT. (1 EF)
2'-8
2'-9
2'-10
2'-11
3'-0
3'-1
3'-2
3'-3
3'-4
3'-5
3'-6
3'-7
3'-8
3'-9
3'-10
4'-0
4'-1
4'-2
4'-3
4'-4
4'-5
4'-6
4'-7
4'-8
4'-9
4'-10
4'-11
5'-0
5'-1
5'-2
5'-3
5'-4
5'-5
5'-6
5'-7
2-#3X 5'-8 @12" VERT. (1 EF)

2-#3X 5'-9 @12" VERT. (1 EF)
5'-0
2-#3X 5'-11 @12" VERT. (1 EF)
6 BUNS @12" (HORIZ.) EA. OF
1-#3X 40'-0 + 1-#3X 3'-0 (LAP 12")
2-#3X 28'-0 @12" HORIZ. (1 EF)
2-#3X 13'-4 @12" HORIZ. (1 EF)
2-#3X 6'-0 @12" HORIZ. (1 EF)

NOTICE:
SEE NOTES ON WALL W-3

APPROVED FOR DESIGN ONLY
CONTRACTOR TO VERIFY
DIMENSIONS AND QUANTITIES

Cpr 1/9/92

REVISIONS			
DATE	NO.	BY	REMARKS

NATIONAL POLYFAB CORPORATION
P.O. BOX 8112 NEW ORLEANS, LA. 70182
2711 SPAIN ST. NEW ORLEANS, LA. 70122
(A/C 504) 947-0654

PROJECT: G.S.A. WHSE #2 LOADING RAMP
LOCATION: HARAHAN, LA.
CUSTOMER: R.J.G. CONSTRUCTION INC.
ARCHITECT: WILLIAM SIZELER & ASSOC.
DRAWN BY: APPROVED:
DATE: 12-30-91

PRINT RECORD						
NO.	FOR	DATE	NO.	FOR	DATE	
5	APV	12-30				

JOB NO. 1231-117

SHEET NO. R1